

# How to find the part you need for your AFK




Left Facing the Van

Right Facing the Van

## Step 1 Identifying Which Side Needs Replacing


- Step Back from the Van
- Turn and Face the Van to determine Left/right



## Identify Which Part Needs Replacing


PART	Position	Position
Spigot End	Left	Right
Insert Bar	Left	Right
Hook End	Left	Right

# ROLL OUT AFK



## Roll out Awning AFK Parts

- SPIGOT END LEFT
- SPIGOT END RIGHT
- INSERT LEFT
- INSERT RIGHT
- BRACKETS VAN SIDE LEFT
- BRACKETS VAN SIDE RIGHT



VAN SIDE BRACKET ROLLOUT

# FIAMMA AFK



## FIAMMA Awning AFK Parts

- SPIGOT END LEFT
- SPIGOT END RIGHT
- SPIGOT END CAP LEFT
- SPIGOT END CAP RIGHT
- INSERT LEFT
- INSERT RIGHT
- BRACKETS VAN SIDE LEFT
- BRACKETS VAN SIDE RIGHT